

[®]
Makita

18Vx2 Brushless Backpack Vacuum

**Commercial
Cleaning
Equipment**
The Equipment Specialists

DVC660X1

18Vx2 18V + 18V 36V
BRUSHLESS

18Vx2 18V + 18V 36V
BRUSHLESS
CUT THE CORD, NOT THE POWER

Cut the cord and not the power with our 18Vx2 range of power tools. Our 18Vx2 range offers more power, speed and run-time without the hassles of a cord. The best part is our 18Vx2 line-up is fully compatible with all LXT® batteries and chargers. Tough out bigger jobs with 18Vx2 tools and then go back to work with the world's largest range of 18V power tools.



Product Overview



BOOK A FREE DEMONSTRATION +618 9249 8744

Product Specification Sheet




Max sealed suction	11kPa
Max air volume	2.2m ³ /min (36L/s)
Suction power	Max: 95W High: 50W Normal: 25W
Continuous runtime (min) BL1860B x 2	40 minutes
Skin weight	5.5kg
Weight with batteries	6.7kg
Voltage	18Vx2 (36V)

- **Powerful Suction** – high performance suction for efficient use in the toughest applications
- **3 Stage Suction Control** – Allows the user to achieve optimum runtime and suction power for their task
- **HEPA Filter** – provides a high filtration rate of 99.97% at 0.3 micron
- **Reusable Filter Bag** – cloth filter bag with 5.5L capacity and easy disposal of waste
- **Durable Hose** – Plastic coating on hose for improved durability and eliminates kinks
- **Comfortable Harness** – designed for long periods of use with minimal fatigue to the user
- **Filter Cleaning Mechanism** – external lever shakes plate under filter bag to remove debris stuck against the filter

BOOK A FREE DEMONSTRATION +618 9249 8744

Power



36L/s Max airflow provides powerful suction for the toughest applications

Ergonomics



Padded backpack harness & waistband for comfortable use over long periods

Convenience



5.5L Reusable filter bag

Efficiency








3 Speed selection for Optimum control of power and runtime

Our Range

	Makita DVC660ZX1	Makita DVC261ZX13	Makita DCL281FZWX	Makita DCL181FZWX	Makita DVC750LZX1	Makita DVC862LZ
						
Voltage	18Vx2	18Vx2	18V	18V	18V	18Vx2
Continuous runtime BL1860B	40	40	30	40	36	48
Max sealed suction kPa	11	11	8.2	5.4	6.7	9.8
Max Airflow m ³ /min	2.2	2.2	1.5	1.4	1.8	2.1
Capacity L	6	1.5	0.75	0.65	7	8
Suction Control	3 Stage	3 Stage	3 Stage	Hi/Lo	2 Stage	Variable Dial
Skin Weight kg	5.5	3.3	0.9	0.8	4	6.4

BOOK A FREE DEMONSTRATION +618 9249 8744

Accessories

Standard Accessories		
	199453-9	Hose Complete 32mm x 1.0m
	-	Low Profile Nozzle
	140K01-3	Aluminium Wand
	327324-2	Aluminium Wand
	191C30-1	Reusable Filter Bag

Optional Accessories		
	191C26-2	Disposable Filter Bags
	199491-1	Cyclone Attachment
	198918-8	330mm Crevice Tool
	198877-6	Round Brush
	191724-0	Shelf Brush

How do I clean the HEPA Filter?

The HEPA Filter should be regularly cleaned to maintain optimum performance. Remove the filter from the unit and tap the filter to remove any loose dust. The filter can be washed with water, however, make sure it is completely dry before using again. Never use high pressure air or hard brushes as these can damage the filter.

How do I clean the Reusable Filter Bag?

You can clean the dust bag with soap and water. Turn it inside out to remove any sticky dirt from the inside. Rinse well with clean water and dry completely before installing back into the vacuum.



The Equipment Specialists

P +618 92498744 **E** info@ccequipment.com.au
ABN 53 780 286 266 **W** www.ccequipment.com.au

4 Stanford Way Malaga Western Australia 6090
PO Box 2438 Malaga Western Australia 6944